

DESCRIPTION

The TB1056 broadband Bench-Top Lab Unit utilizes state of the art GaN devices to achieve superior gain flatness and power output. It is ideal for pulsed or CW applications including radar, EW, EMC testing, and any highly modulated signal type such as OFDM. With an extra wide built-in AC supply and cooling fans, this unit's rugged construction guarantees fault-free operation in the most extreme environments.



FEATURES

Forward Power Measurement
Manual Gain Control

High Speed On/Off Control
Over-Temperature Protection

RF / ELECTRICAL				
PARAMETER	MIN	TYP.	MAX	UNIT
Operating Frequency	20		1000	MHz
PSat Power Output	+44.0	+46.0		dBm
Gain	47.0	50.0		dB
Gain Flatness		3.0		dB
Input Return Loss	-12	-15		dB
Operating Voltage	85		264	VAC
Switching Time		1.0	2.0	uS

Environmental / Protections				
PARAMETER	MIN	TYP.	MAX	UNIT
Ambient Operating Temp.	-10		+50	°C
Storage Temp Range	-55		+100	°C
Altitude		0-30,000		ft.
Max RF Input		1		dBm

Mechanical		
PARAMETER	VALUE	UNIT
Dimensions (LWH)	13.78 x 10.24 X 5.22	Inches
RF Connectors (Input / Output)	N-Female	--
AC Connector (Power Cord Included)	IEC C14	--
Cooling	Built-In Forced Air	--

A

B

C

D

E

1

1

2

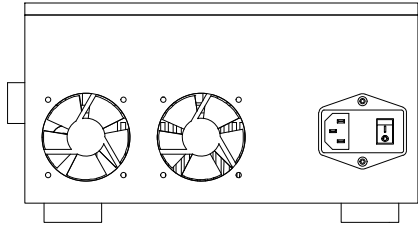
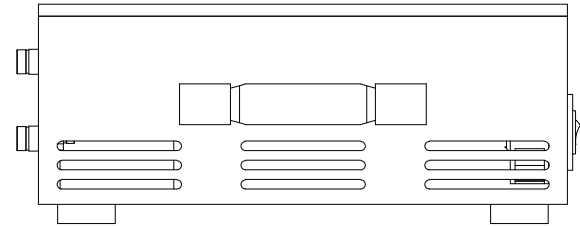
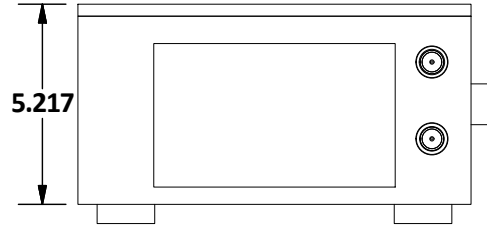

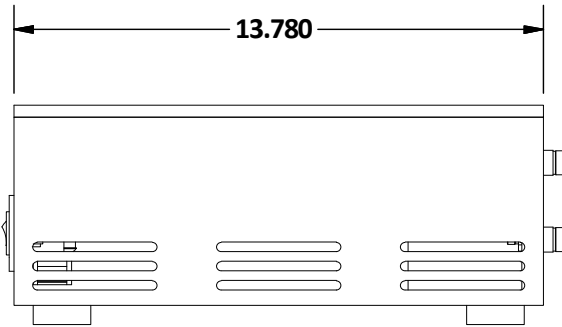
2

3

3

4

4



DRAWN	scopp	4/14/2015	Lab Assembly		
DESIGNED	scopp	4/8/2015			
CHECKED			SIZE	DWG NO.	REV
ENG. APPROVED			A	SC 101	
MFG APPROVED			SCALE: NONE	CAGE CODE 67DZ3	SHEET 2 OF 2

A

B

C

D

E