

DESCRIPTION

This class AB GaN module is designed for both military and commercial applications. It is capable of supporting any signal type and modulation format, including but not limited to 3-4G telecom, WLAN, OFDM, DVB, and CW/AM/FM. The latest device technologies and design methods are employed to offer high power density, efficiency, and linearity in a small, lightweight package.



FEATURES

- Over / Under / Reverse Voltage Protection
- Manual Gain Control
- Manual or Automatic Tx/Rx Switching Available
- Internal Bypass Relay
- Received Signal Strength Indicator Output

Specifications subject to change without notice. Typical performance at +12VDC at 25°C in a 50Ω system

Tx SPECIFICATIONS				
PARAMETER	MIN	TYP.	MAX	UNIT
Operating Frequency	1200		1400	MHz
PSat Power Output		+46.0		dBm
Gain	19.0	20.0		dB
Gain Flatness		0.5	1.0	± dB
Input Return Loss	-16	-17		dB
Operating Voltage	+10	+12	+28	VDC
Current Draw		2.0	4.0	A
Tx / Rx Switching Time		1.0	2.0	uS

Rx SPECIFICATIONS				
PARAMETER	MIN	TYP.	MAX	UNIT
P1dB Power Output		+6.0		dBm
Gain		12.0		dB
Gain Flatness		0.3	0.5	± dB
Noise Figure		1.0	1.5	dB
Input Return Loss		-10		dB
Current Draw		0.1	0.2	mA

MECHANICAL		
PARAMETER	VALUE	UNIT
Dimensions (L x W x H)	4.93 x 2.53 x 0.7	in
RF Connectors (Input / Output)	SMA-F / SMA-F	--
DC / Control Connector	15 Pin Micro-D	--
Cooling	Baseplate Conduction - Optional Heatsink Available	--
Mounting	4-40 Thru Holes	--
Weight	4	oz.
Weight With Heatsink	7	oz.

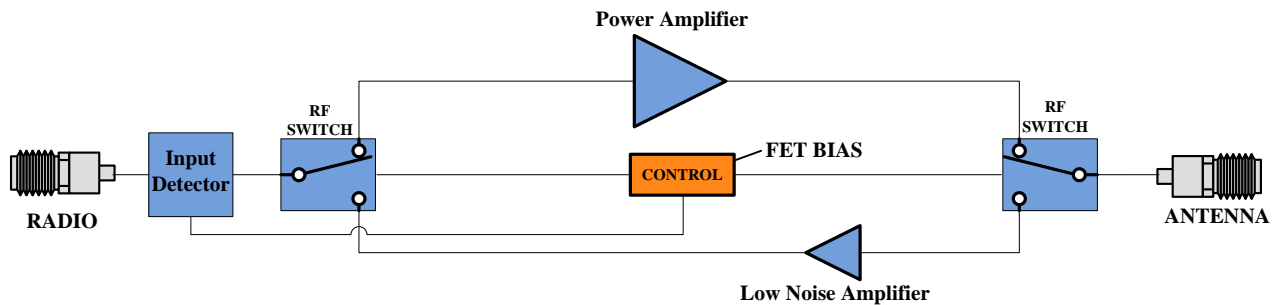
ENVIRONMENTAL / PROTECTIONS			
PARAMETER	MIN	MAX	UNIT
Operating Temperature (Housing Temp.)	-40	+85	°C
Storage Temperature	-60	+100	°C
Humidity Range	0-100		%
Altitude	0-30,000		ft.
Shock / Vibration	MIL-STD-810 and equivalents		--
Max RF Input	26		dBm
Load VSWR @ P1dB	Open / Short Output Protection		--
PA Baseplate Shutoff Temperature	+85		°C

INPUT/OUTPUT PINS				
AMPLIFIER CONNECTOR TYPE:		15 PIN MICRO-D FEMALE		
TRIAD CABLE PART NUMBER:		CBL37		
PIN LABEL	NAME	DESCRIPTION	TYPE	LEVEL
2,3,10,11	+VDC	Supply Voltage - Range Specified in Datasheet	Power	--
1,7,9,12	GND	Ground	Power	--
14	RSSI	Received Signal Strength Indicator	Output	Analog
8	SIG GND	Signal Ground	--	--
13	TX/RX	Tx/Rx Control Line (When manual switching "-D02" option equipped)- TTL Lo: RX Mode, TTL Hi: TX Mode	Input	5V TTL
4	CTL1	Power level control line 1	Input	5V TTL
6	CTL2	Power level control line 2	Input	5V TTL

802-11G (20 MHz BW) DATA RATE VS. OUTPUT POWER			
OFDM MODULATION	DATA RATE	POUT (W) MIN.	EVM
64QAM	54 Mbps	10	≤ -27 dB
16QAM	36 Mbps	17	≤ -21 dB
QPSK	12 Mbps	20	≤ -15 dB
BPSK	9 Mbps	32	≤ -7 dB

See our [application note](#) that describes how this table was calculated and provides notes on in-system performance

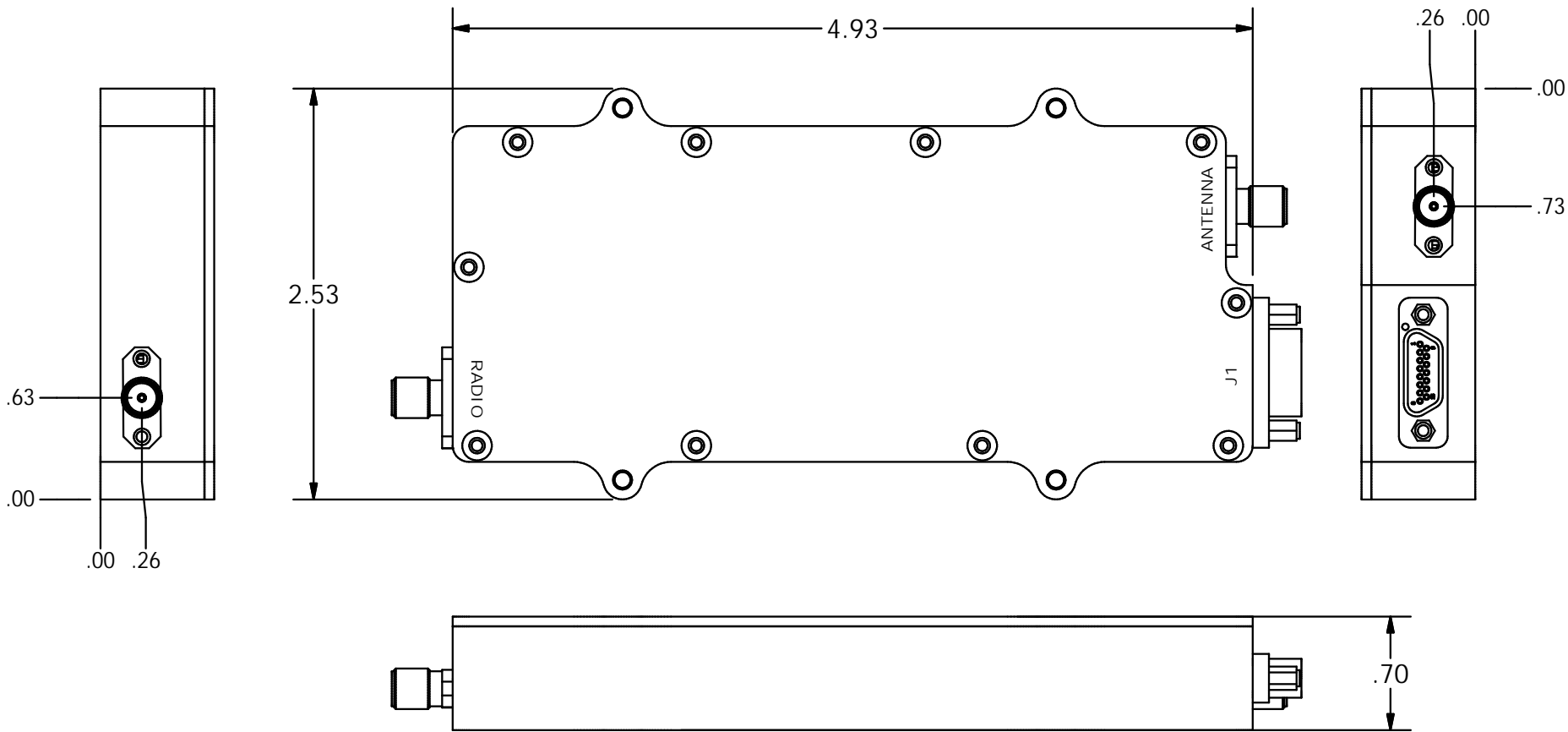
High-Level Block Diagram



Ordering Guide – Configuration Information		
Model Number	Amplifier Option	Heat Sink Option
TTRMXXXX	- XXX	- XXX

Amplifier Options		Heat Sink Options	
Suffix	Description	Suffix	Description
D01	Automatic Tx/Rx Switching	(none)	No Heat Sink Included
D02	Manual Tx/Rx Switching	HS	Standard Heat Sink
DXX	Custom Amplifier Configuration (issued by Triad upon customer request)	HSF	Heat Sink with Integrated Cooling Fan
		HSX	Custom Heat Sink Configuration

REVISIONS			
REV	DESCRIPTION	DATE	APPROVED
0	INITIAL RELEASE	8/24/15	DH



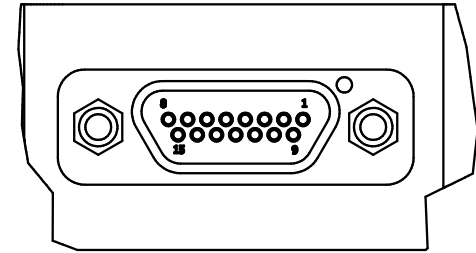
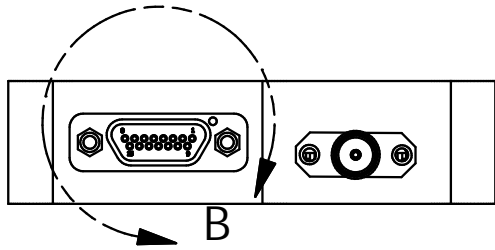
DRAWN	Dean	9/24/2015
DESIGNED	DMC	8/2/2016
CHECKED		
ENG APPROVED		
MFG APPROVED		



180 TICES LANE
 BUILDING A, SUITE 107
 EAST BRUNSWICK, NJ 08816
 855- 558- 1001

DIMENSIONS ARE IN INCHES
 UNLESS SPECIFIED OTHERWISE
 TOLERANCES
 DECIMALS FRACTIONS ANGLES
 .XX ± .01 ± 1/32 ± 2°
 .XXX ± .005

SIZE	DWG NO.	REV
A	OL_155	
SCALE: NONE	CAGE CODE 67DZ3	SHEET 1 OF 3



DETAIL B
SCALE 2 : 1

POWER LEVEL CONTROL LINE TRUTH TABLE		
CTL1 TTL LEVEL	CTL2 TTL LEVEL	STATE
LOW	LOW	AMPLIFIER BYPASS
LOW	HIGH	2W RF OUTPUT SETTING (7 dB ATTENUATION)
HIGH	LOW	5W RF OUTPUT SETTING (4 dB ATTENUATION)
HIGH	HIGH	10W RF OUTPUT SETTING (0 dB ATTENUATION)

CONNECTOR ON AMPLIFIER:
NORCOMP P/N 380-015-213L001
(TRIAD P/N 400-084)

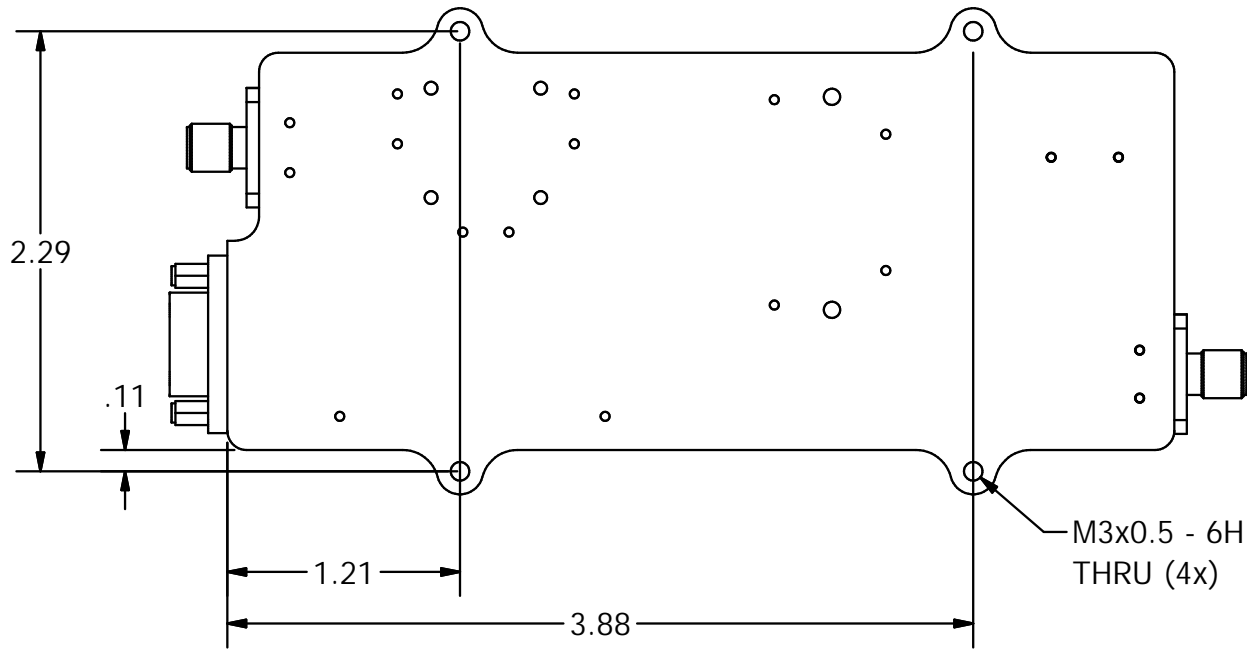
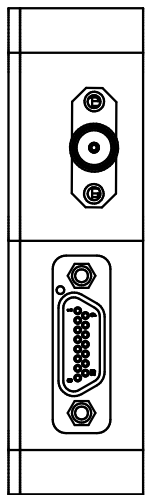
MATING CABLE REQUIRED:
ITT CANNON P/N M83513-03-B03C
(TRIAD P/N 400-070)

EQUIVALENT CONNECTOR FROM
ALTERNATE MANUFACTURERS MAY BE
USED - CONTACT TRIAD FOR APPROVAL

DRAWN	Dean	9/24/2015			
DESIGNED	DMC	8/2/2016			
CHECKED			SIZE	DWG NO.	REV
ENG APPROVED			A	OL_155	
MFG APPROVED			SCALE: NONE	CAGE CODE 67DZ3	SHEET 2 OF 3


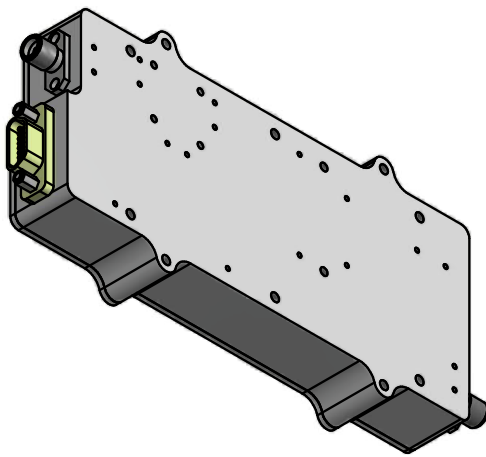
A B C D E

1



2

3



4

A B C D E

DRAWN	Dean	9/24/2015			
DESIGNED	DMC	8/2/2016			
CHECKED			SIZE	DWG NO.	REV
ENG APPROVED			A	OL_155	
MFG APPROVED			SCALE: NONE	CAGE CODE 67DZ3	SHEET 3 OF 3